



SUNERGY

SUNERGY USA WORKS LLC


www.sunergyworks.com

DWM A1

395W/400W/405W/410W

IMBRICATE

ALL PRODUCTS QUALIFIED



No Gap Between Cells

Cells imbricated technology, maximizing the effective area of solar modules



No Welding Strip

No welding strip connection, lower internal resistance loss



Super Strong Frame

Glue-spilled tank with double-layer waterproof, cross-section with hook-shaped aluminum frame, enhanced 10% of the mechanical load strength



Reduce Power Loss

Unique circuit design, alleviate the hot-spot problem of solar modules effectively



Imbricate Designed

Imbricate design, higher efficiency and power density



Strong Mechanical Load Lapacity

Passed the 2400pa wind load and 5400pa snow load test, ensuring that the module has a stable mechanical life

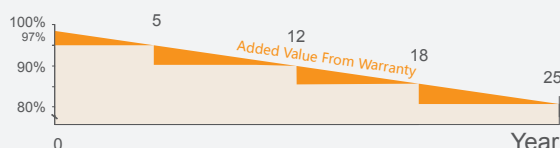


Color Classification

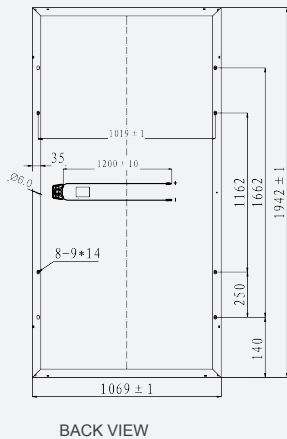
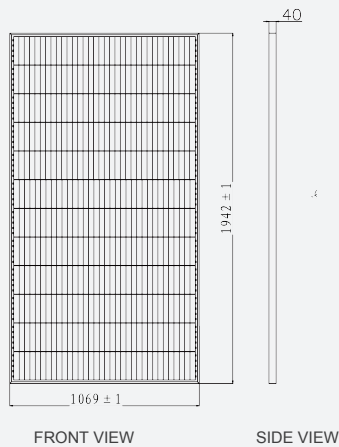
Modules are packaged according to color classification, to achieve consistent appearance after installation

LINEAR PERFORMANCE WARRANTY

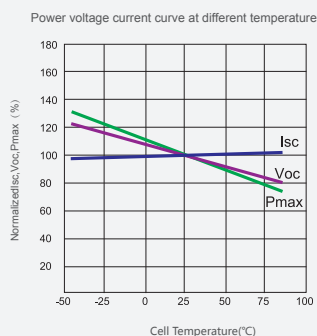
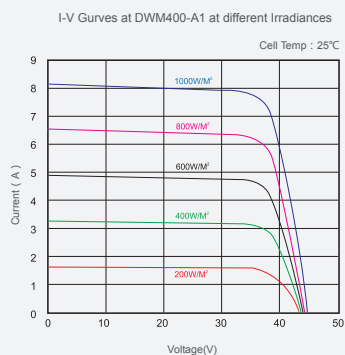
- 10 Years Manufacturing Warranty
- 12 Years 90% Power Output
- 25 Years 80% Power Output



MECHANICAL DRAWINGS



I-V CURVES



MECHANICAL SPECIFICATION

Cell Type	Mono Crystalline 156.75x31.35mm
Number Of Cells	408 (34x12)
Dimensions(AxBxC)	1942x1069x40mm
Weights	24kg
Front Glass	3.2mm Tempered Low Iron Glass
Frame	Clear Anodized Aluminum Alloy
Junction Box	IP67, With Bypass Diodes
Connector	MC4 Compatible
Output Cables	TUV,± length 1200mm,4.0mm²

ELECTRICAL CHARACTERISTICS

Maximum Power At STC(Pmax)	395W	400W	405W	410W
Short Circuit Current(Isc)	11.31A	11.35A	11.39A	11.43A
Open Circuit Voltage(Voc)	45.2V	45.2V	45.3V	45.3V
Maximum Power Current(Imp)	10.62A	10.72A	10.83A	10.93A
Maximum Power Voltage(Vmpp)	37.2V	37.3V	37.4V	37.5V
Module Efficiency	19.0%	19.3%	19.5%	19.7%
Power Tolerance	0~+3%	0~+3%	0~+3%	0~+3%

STC: 1000W/M² Irradiance, 25°C Cell Temperature, AM1.5.

NMOT

Maximum Power At STC(Pmax)	289	292	296	300
Short Circuit Current(Isc)	9.15	9.18	9.21	9.24
Open Circuit Voltage(Voc)	42.8	42.8	42.9	42.9
Maximum Power Current(Imp)	8.20	8.28	8.36	8.44
Maximum Power Voltage(Vmpp)	35.2	35.3	35.4	35.5

NOCT: Irradiance at 800W/M², Ambient Temperature 20°C, Wind Speed 1M/S .

SYSTEM INTEGRATION PARAMETERS

Maximum System Voltage	VDC 1000V
Maximum Series Fuse	20A
Increased Snowload Acc.to Lec 61215	5400Pa
Operating Temperature	-40~+85°C
Number Of Bypass Diodes	2

TEMPERATURE CHARACTERISTICS

Normal Operating Cell Temperature(Noct)	45°C±2°C
Temperature Coefficient Of Pmax	-0.40%/°C
Temperature Coefficient Of Voc	-0.31%/°C
Temperature Coefficient Of Isc	0.05%/°C

PACKING CONFIGURATION

Container	20' HQ	40' HQ
Pieces Per Pallet	26	26
Pallets Per Container	10	24
Pieces Per Container	260	624